

Разработка внеклассного мероприятия по английскому языку в 5-6 классе по теме «Christmas is coming!»

учителя английского языка
Пановой Юлии Александровны

Цель: знакомство учащихся с традициями празднования Рождества в Великобритании, развитие речевых компетенций учащихся (аудирования, чтения, письма и говорения).

Задачи:

Образовательные:

- Знакомство с рождественскими традициями Великобритании.

Развивающие:

- развитие умений в области аудирования, письма и устной речи;
- развитие умений в области чтения с извлечением различного рода информации (общей, детальной);
- закрепление лексических единиц по теме;
- развитие логического мышления, операций анализа и синтеза.

Воспитательные:

- формирование умения работать в группе;
- воспитание толерантного отношения к проявлениям иной культуры, стремления к взаимопониманию между людьми разных сообществ.

Тип мероприятия: внеклассное мероприятие, проводимое в рамках декады английского языка или мероприятие, посвященное знакомству с традициями страны изучаемого языка. Данный материал можно использовать и на уроке.

Оборудование:

- разрезные буквы, из которых учащимся предстоит сложить слово “CHRISTMAS”;
- видеоролик “Christmas around the world” (скачан с www.youtube.com);
- презентация по теме «» (в методическую разработку вставлены образы слайдов из презентации);
- материалы для конкурсов для развития навыков аудирования, чтения, письма (образы материалов вставлены в разработку мероприятия);
- записи рождественских песен (We wish you a Merry Christmas, Jingle bells, Last Christmas, Let it snow).

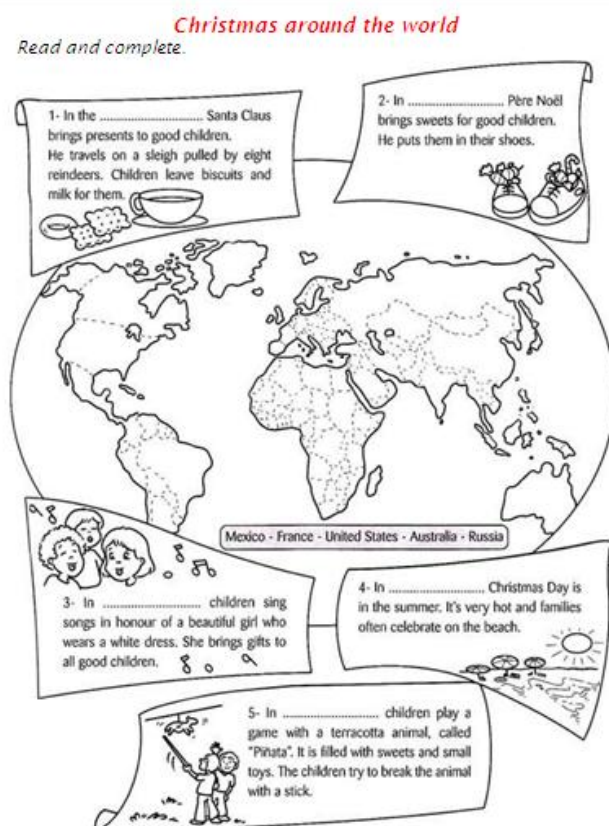
Подготовительная работа: введение и закрепление лексики по теме Рождество, перед мероприятием разделить детей на команды, представить жюри. Количество конкурсов и содержание конкурсов зависит от уровня учащихся, а также от времени, отведенного на мероприятие и может меняться по ходу мероприятия.

1. Организационный момент.

Teacher: Hello, my dear friends. Glad to see you. It is December, 25 today. It's time to celebrate. Do you know what holiday we are going to celebrate? Look at the screen. (Презентация к мероприятию, слайд 1). You see some pictures that can help you to guess the name of the holiday. On your tables you also have letters. Put them in order to make up the name of the holiday. Ok, well done. So today we are going to speak about Christmas and its traditions. (Презентация к мероприятию, слайд 2). What do you know about this holiday? Is it popular? How do people celebrate it?

Pupils: It is very popular. People have parties. It is a family holiday. People decorate Christmas tree and have festive dinner.

Teacher: Yes, you are quite right. Christmas is very popular not only in Britain but around the world. Let's watch a short video about Christmas celebrations around the world. (видеоролик Christmas around the world).



*Материал для проведения конкурса взят с сайта www.busyteacher.org

2. Ход мероприятия.

Post watching activities.

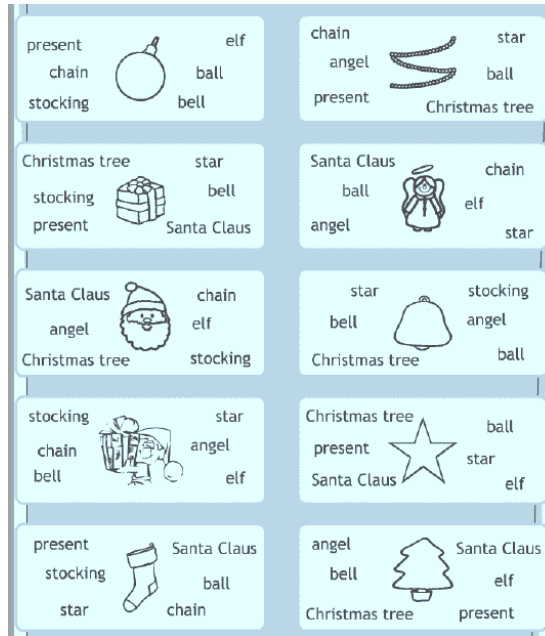
Teacher: Answer my questions, please. What countries celebrate Christmas? How do they do it? Is it a beautiful celebration?

Pupils:

Teacher: Let's start our party with a warm-up. How many words connected with Christmas do you know? Look at the screen, pictures will help you. (Презентация к мероприятию, слайды 3-6). Как вариант можно приготовить детям карточки с английскими словами и попросить их поставить соответствующую цифру.

Конкурс первый. Now let's have a short quiz. Write your answers on the sheets of paper you have. За каждый правильный ответ вы получаете 1 балл (Презентация к мероприятию, слайды 7-18).

Конкурс второй. Circle the correct word. За каждый правильный ответ вы получаете 1 балл.



*Материал для проведения конкурса взят с сайта www.busyteacher.org

Конкурс третий.

Teacher: Ok, my friends. Well done. You know many English Christmas words. Let's speak about English Christmas traditions. What traditions do you know?

Pupils: Decorate Christmas tree, write a letter to Santa Clause, organize family parties. Let's do a test about Christmas traditions. За каждый правильный ответ вы получаете 1 балл.



*Материал для проведения конкурса взят с сайта www.busyteacher.org

Конкурс четвертый.

Teacher: Well done! Are you tired? There is a tradition to sing songs on Christmas. What songs about Christmas do you know? Have you heard a song that is called “Last Christmas” by George Michael? Let’s listen to it and put paragraphs in order. За каждый правильный ответ вы получаете 1 балл.

LAST XMAS by George Michael

[Chorus]
A crowded room, friends with tired eyes
I'm hiding from you and your soul of ice
My God I thought you were someone to
rely on

[Chorus]
Last Christmas, I gave you my heart
This year, to save me from tears
I'll give it to someone special
Last Christmas, I gave you my heart
But the very next day, you gave it away
This year, to save me from tears
I'll give it to someone special

[Verse]
I wrapped it up and sent it
With a note saying "I Love You" I
meant it
Now I know what a fool I've been
But if you kissed me now I know you'd
fool me again

[Chorus]
A face on a lover with a fire in his heart
(Gave you my heart)
A man undercover but you tore me
apart
This year
I'll give it to someone, I'll give it to
someone special
Special
Someone.....



[Verse]
Once bitten and twice shy
I keep my distance but you still catch
my eye
Tell me baby do you recognize me?
Well it's been a year, it doesn't surprise
me

*Материал для проведения конкурса взят с сайта www.busyteacher.org

Конкурс пятый.

Teacher: Now you are ready to continue. Spot the differences. За каждый правильный ответ вы получаете 1 балл.

SPOT THE DIFFERENCE

Complete the two pictures. Find the differences. Choose from the words in the box:

button, footprints, bird, berries, window

There are no _____ of the dog in the snow.

The middle _____ of the snowman is missing.

The _____ in the right picture is red, but it is blue on the left.

There are no _____ on the hat of the snowman in the left picture.

Use the comparative form of the appropriate adjectives.

In the left picture:

The smoke coming from the chimney is _____ (small/ big).

The end of the dog's tail is _____ (brown/ white).

The pine trees on the left side of the picture are _____ (tall/ short).

The paws of the dog are _____ (light/ dark).

The snowfall is _____ (light/ heavy).

The window in the attic is _____ (dark/ light).

The broom has _____ (long/ short) handle.

The carrot nose of the snowman is _____ (short/ long).

The broom has _____ (many/ few) ribbons.

The snowman has _____ (big/ small) mouth.

*Материал для проведения конкурса взят с сайта www.busyteacher.org

Конкурс шестой. За каждый правильный ответ вы получаете 1 балл.
Teacher: One more Christmas tradition is writing letters to Santa Clause. Do you write letters to him? Why do children write letters to Santa? Would you like to write a letter to Santa?



Write a letter to Santa



Look at the pictures and choose the words from the list to complete this letter to Father Christmas.





• horse • cake • milk • baby • game boy • box • football • teddy bear
 • presents • book • perfume • Christmas tree • scarf • skis • cards



Dear Santa Claus,



It will be Christmas soon and I want to tell you about all the _____ we would like in my family.



Well, I would like a  _____ and a  _____.

My sister would like a  _____ but it's too big to bring down the chimney, so how about a  _____ of paints - she is good at art.

My brother would like a  _____ or some new  _____ and my  _____ sister would like a  _____.

For my Mum some  _____ would be nice and for Dad a new  _____.

I will leave you some  _____ and  _____ for the reindeer.

I must go now and decorate the  _____ and write my  _____ to my friends.

Thank you very much.
Lots of love from _____

*Материал для проведения конкурса взят с сайта www.busyteacher.org

Конкурс седьмой.

Teacher: Well. How does Santa travel round the world and deliver presents into homes? Who helps him?

Pupils: reindeer.

Teacher: Yes, you are quite right. The main reindeer's name is Rudolph. Read the text about Rudolph and match its parts with pictures. За каждый правильный ответ вы получаете 1 балл.

*The story of a very special reindeer,
Rudolph the Red-Nosed Reindeer*

Do you know who Santa Claus is?

Well Santa has reindeer to pull his sleigh. Their names are Dasher, Dancer, Prancer, Vixen, Comet, Cupid, Donner, Blitzen and Rudolph...

1. Rudolph is a special reindeer. He has a big, shiny, red nose. It glows in the dark.
2. The other reindeer laugh at Rudolph's big red nose. Rudolph can't play reindeer games with them.
3. It is Christmas Eve and oh no! it's foggy! "Rudolph with your big red nose, guide my sleigh in the fog!"
4. "It's time to give the children their presents," says Santa.
5. The reindeer are very happy and love Rudolph very much. "Rudolph the red-nosed reindeer is a very clever reindeer".

Put the pictures in order.

a) ---

b) ---

c) ---

d) ---

e) ---


*Материал для проведения конкурса взят с сайта www.busyteacher.org

Конкурс восьмой.

Teacher: Let's have one more music break and listen to one more Christmas song. Its title is "Jingle Bell Rock". Fill in the gaps with the words you hear. За каждый правильный ответ вы получаете 1 балл.

JINGLE BELL ROCK

Jingle bell, jingle bell, jingle bell rock

Jingle bells swing and jingle  _____ ring



_____ and blowing up bushels of fun
Now the jingle hop has begun

Jingle bell, jingle bell, jingle bell rock



Jingle bells chime in jingle bell _____



_____ and prancing in Jingle Bell Square
To the frosty air.

What a bright time, it's the right time



To rock the _____ away

Jingle bell time is a swell time

To go gliding in a one-_____ sleigh



Siddy-up jingle _____, pick up your feet

Jingle around the clock



Mix and a-mingle in the jingling

That's the jingle bell,

That's the jingle bell,

That's the jingle bell rock.

*Материал для проведения конкурса взят с сайта www.busyteacher.org

Конкурс девятый.

Teacher: Do you want to know more about Rudolph, the deer? Do you like him? Read the text and fill in the gaps with the correct words. За каждый правильный ответ вы получаете 1 балл.



North Pole



sleigh



reindeer



snowman



Santa Claus



sack



red glowing nose



toys and gifts

The story of Rudolph the Reindeer

_____ (1) visits all the children in the world every Christmas Eve to deliver their Christmas _____ (2) A team of magical flying _____ (3) live at the North Pole with Santa Claus, Mrs. Claus and the Christmas Elves.

Mrs. Claus gave each of the reindeer a name: Dasher, Dancer, Prancer, Vixen, Comet, Cupid, Donner & Blitzen. There was another reindeer and his name was Rudolph. Rudolph was always left out because he had a bright _____ (4) Rudolph was never allowed to pull Santa's _____ (5) on Christmas Eve. He was always left at the North Pole with the Elves.

The other reindeers laughed at Rudolph and called him names. They never let poor Rudolph join in their fun and games. So he played with the _____ (6). Then one Christmas Eve, as Santa filled his sack with toys, they sky turned dark and the weather became very foggy. It was so foggy that Santa would not be able to find his way and deliver the Christmas presents to the children.

Rudolph Red Nose Reindeer came to the rescue with a great idea! His nose was so bright that he could act as a strong light to guide Santa on his sleigh! More toys were added to Santa's _____ (7) Mrs. Claus and the elves thought this was a brilliant idea and so did the other reindeer!

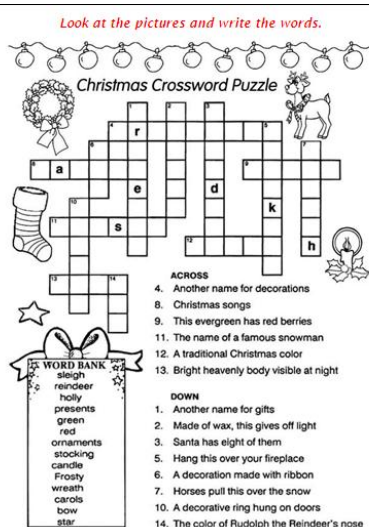
Rudolph the Red Nose Reindeer became the hero of Christmas! The other reindeer never laughed at Rudolph or called him names again. And the _____ (5) became a very friendly place to live!

Now every year Rudolph the Reindeer helps Santa deliver toys and gifts to the children on Christmas Eve! So ends the story of Rudolph the Reindeer.

*Материал для проведения конкурса взят с сайта www.busyteacher.org

Конкурс десятый.

Teacher: Unfortunately, our party is coming to the end. But I have one more task for you. I know you like doing crossword and I have a Christmas crossword for you. За каждый правильный ответ вы получаете 1 балл.



*Материал для проведения конкурса взят с сайта www.busyteacher.org

3. Подведение итогов.

Teacher: What have you learnt today? Did you like our party? What do you know about Christmas traditions?

Награждений победителей и участников (заранее подготовить сертификаты победителей, призеров и участников).

Our party is over. Merry Christmas and a Happy New Year. Let's sing a song "We wish you a Merry Christmas".

Как вариант можно детям дать в качестве задания материал с разнообразными упражнениями, направленными на отработку лексики, навыков чтения и письменной речи.

Name: _____
Class: Grade _____

Christmas Worksheet

Write and read! A Letter to Santa!

Dear Santa,
My name is _____ and I am _____
years old. I live in the great city of _____
and I go to _____ school.
This year I was very _____.
I would like you to bring me _____
and _____.

Merry Christmas and Happy Holidays.



Learn the song!



Write True or False

1. Christmas is on December 31 _____
2. Jesus was born on Christmas Day _____
3. Christmas is in autumn _____
4. I have vacations at Christmas _____
5. Santa Claus has a reindeer _____
6. Santa Claus lives in North Pole _____
7. Santa Claus brings presents to parents _____
8. Children write letters to Santa _____



Draw and write!

What does Santa Claus have?

1. He has a _____
2. _____
3. _____
4. _____
5. _____

Learn the poem!

I'm a little Snowman!

I'm a little snowman, short and fat,
Here is my scarf, here is my hat,
When the sun is out, I cannot play,
I just slowly melt away!

Choose and write!

scarf, hat, sun, melt, snowman

